



Swadeshi Industries & Leasing Ltd.

241, V-Mall, Near Sai Dham Temple, Thakur Complex, Kandivali (E), Mumbai - 400 101.
Tel. : 2854 5251 • E-mail : swadeshiindltd@gmail.com • Website : swadeshiglobal.com

Date: 17th April, 2013

To
Dept. of Corporate Services,
Bombay Stock Exchange Limited,
Phiroze Jeejeebhoy Towers,
Dalal Street, Mumbai – 400 001

Code: 506863

Dear Sir,

Sub: **Clause 35 regarding Quarterly submission of Shareholding Pattern –
Distribution Schedule as on 31st March, 2013**

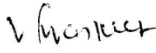
With reference to above, we are enclosing herewith the Distribution Schedule as on 31st March, 2013 including the Shareholder holding more than 1% of the shares in the Share Capital of the Company.

We request you to take the Distribution Schedule on your records and oblige.

Thanking you,

Yours faithfully,

For SWADESHI INDUSTRIES AND LEASING LTD


DIRECTOR

Encl: As above

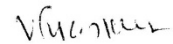


18 APR 2013

Introductory sub-table (I)(a)

Name of the Company:		SWADESHI INDUSTRIES AND LEASING LIMITED	
Scrip Code, Name of the scrip, class of security:			
Quarter ended:		31/03/2013	
Partly paid-up shares:-	No. of partly paid-up shares	As a % of total no. of partly paid-up shares	As a % of total no. of shares of the company
Held by promoter/promoter group	0	NIL	0
Held by public	0	NIL	0
Total - D	NIL	NIL	NIL
Outstanding convertible securities:-	No. of outstanding securities	As a % of total no. of outstanding convertible securities	As a % of total no. of shares of the company, assuming full conversion of the convertible securities
Held by promoter/promoter group	0	NIL	NIL
Held by public	0	NIL	NIL
Total - E	NIL	NIL	NIL
Warrants:-	No. of warrants	As a % of total no. of warrants	As a % of total no. of shares of the company, assuming full conversion of warrants
Held by promoter/promoter group	0	NIL	NIL
Held by public	0	NIL	NIL
Total - F	NIL	NIL	NIL
Total paid-up capital of the company, assuming full conversion of warrants and convertible securities	10817950		

For SWADESHI INDUSTRIES & LEASING LTD



Director - Authorised Signatory

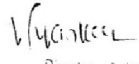
Statement Showing Shareholding Pattern

Category code	Category of Shareholder	Number of Shareholders	Table (I)(a)		Total shareholding as a percentage of total number of shares		Shares Pledged or otherwise encumbered		
			Total number of shares	Number of shares held in dematerialized form	As a percentage of(A+B) ¹	As a percentage of (A+B+C)	Number of shares	As a percentage	
(A)	Shareholding of Promoter and Promoter Group²								
1	Indian								
(a)	Individuals/ Hindu Undivided Family	0	0	0	0.00	0.00	0		
(b)	Central Government/ State Government(s)	0	0	0	0.00	0.00	0		
(c)	Bodies Corporate	2	3080850	1880850	28.48	28.48	0		
(d)	Financial Institutions/ Banks	0	0	0	0.00	0.00	0		
(e)	Any Others (Specify)	0	0	0	0.00	0.00	0		
(e-i)	Other Individuals	0	0	0	0.00	0.00	0		
(e-ii)	Mutual Fund	0	0	0	0.00	0.00	0		
(e-iii)	Body Corp in Concert	0	0	0	0.00	0.00	0		
(e-iv)	Non Government Institutions	0	0	0	0.00	0.00	0		
	Sub Total(A)(1)	2	3080850	1880850	28.48	28.48	0	0.00	
2	Foreign								
a	Individuals (Non-Residents Individuals/ Foreign Individuals)	0	0	0	0.00	0.00	0		
b	Bodies Corporate	0	0	0	0.00	0.00	0		
c	Institutions	0	0	0	0.00	0.00	0		
d	Any Others (Specify)	0	0	0	0.00	0.00	0		
	Sub Total(A)(2)	0	0	0	0.00	0.00	0		
	Total Shareholding of Promoter and Promoter Group (A)= (A)(1)+(A)(2)	2	3080850	1880850	28.48	28.48	0	0.00	
(B)	Public shareholding								
1	Institutions								
(a)	Mutual Funds/ UTI	0	0	0	0.00	0.00			
(b)	Financial Institutions/ Banks	1	50	0	0.00	0.00			
(c)	Central Government/ State Government(s)	0	0	0	0.00	0.00			
(d)	Venture Capital Funds	0	0	0	0.00	0.00			
(e)	Insurance Companies	0	0	0	0.00	0.00			
(f)	Foreign Institutional Investors	0	0	0	0.00	0.00			
(g)	Foreign Venture Capital Investors	0	0	0	0.00	0.00			
(h)	Any Other (specify)	0	0	0	0.00	0.00			
	Sub-Total (B)(1)	1	50	0	0.00	0.00			

(b) SWADESH INDUSTRIES

B 2	Non-institutions							
(a)	Bodies Corporate	24	15572	1222	0.14	0.14		
(a-i)	Corporate Client Bene	0	0	0	0.00	0.00		
(a-ii)	Corporate client Margin	0	0	0	0.00	0.00		
(a-iii)	Corporate Body (Offer)	0	0	0	0.00	0.00		
(b)	Individuals				0.00	0.00		
I	Individuals -i. Individual shareholders holding nominal share capital up to Rs 1 lakh	2917	571478	106028	5.28	5.28		
II	ii. Individual shareholders holding nominal share capital in excess of Rs. 1 lakh	81	7150000	1590000	66.09	66.09		
(c)	Any Other (specify)	0	0	0	0.00	0.00		
(c-i)	NRI Individuals (Non Rep)	0	0	0	0.00	0.00		
(c-ii)	OCB	0	0	0	0.00	0.00		
(c-iii)	Foreign Bodies	0	0	0	0.00	0.00		
(c-iv)	NRI (Repatriation)	0	0	0	0.00	0.00		
	Sub-Total (B)(2)	3022	7737050	1697250	71.52	71.52		
(B)	Total Public Shareholding (B)= (B)(1)+(B)(2)	3023	7737100	1697250	71.52	71.52		
	TOTAL (A)+(B)	3025	10817950	3578100	100.00	100.00		
(C)	Shares held by Custodians and against which Depository Receipts have been issued							
(1)	Promoter and Promoter Group	0	0	0		0.00		
(2)	Public	0	0	0		0.00		
	GRAND TOTAL (A)+(B)+(C)	3025	10817950	3578100		100	0	0.00

For SWADESH INDUSTRIES & LEASING LTD



Director - Authorized Signatory

(I)(b) SWADESHI INDUSTRIES AND LEASING LIMITED
category: "Promoter and Promoter Group"

Sr. No.	Name of the shareholder	Details of Shares held		Encumbered shares (*)			Details of warrants		Details of convertible securities		Total shares (including underlying shares assuming full conversion of warrants and convertible securities) as a % of diluted share capital
		Number of shares held	As a % of grand total (A)+(B)+(C)	No.	As a percentage	As a % of grand total (A)+(B)+(C) of sub-clause (I)(a)	Number of warrants held	As a % total number of warrants of the same class	Number of convertible securities held	As a % total number of convertible securities of the same class	
(i)	(ii)	(iii)	(iv)	(v)	(vi)=(v)/(iii)*100	(vii)	(viii)	(ix)	(x)	(xi)	(xii)
1	CHIN INFO TECH PVT LTD	2730850	25.243692	0	0.00	0.000000	0	0.000000	0	0.000000	25.243692
2	LALIMA BUILDCON PRIVATE LIMITED	350000	3.235363	0	0.00	0.000000	0	0.000000	0	0.000000	3.235363
Total		3080850	28.479055	0	0.00	0.000000	0	0.000000	0	0.000000	28.479055

V (46) KCC

(I)(c)(i) **SWADESHI INDUSTRIES AND LEASING LIMITED**
category "Public" and holding more than 1% of the total number of shares

Sr. No.	Name of the shareholder	Number of shares held	Shares as a percentage of total number of shares [i.e., Grand Total (A)+(B)+(C) indicated in Statement at para (I)(a) above]	Details of warrants		Details of convertible		Total shares (including underlying shares assuming full conversion of warrants and convertible securities) as a % of diluted share capital
				Number of warrants held	As a % total number of warrants of the same class	Number of convertible securities held	% w.r.t total number of convertible securities of the same class	
1	MUKESH JAIN	200000	1.848779	0	0.000000	0	0.000000	1.848779
2	ANAM PANDEY	200000	1.848779	0	0.000000	0	0.000000	1.848779
3	ANJULI V. SARAWGI	200000	1.848779	0	0.000000	0	0.000000	1.848779
4	ASHITA SAILESH HINDOCHA	110000	1.016829	0	0.000000	0	0.000000	1.016829
5	KAVITA AGARWAL	110000	1.016829	0	0.000000	0	0.000000	1.016829
6	KIRAN DARAK	110000	1.016829	0	0.000000	0	0.000000	1.016829
7	MADANLAL PALIWAL	400000	3.697558	0	0.000000	0	0.000000	3.697558
8	MUKESH AGARWAL	150000	1.386584	0	0.000000	0	0.000000	1.386584
9	RUCHITA AMIT SHAH	125000	1.155487	0	0.000000	0	0.000000	1.155487
10	SAILESH JEEVANDAS HINDOCHA	110000	1.016829	0	0.000000	0	0.000000	1.016829
11	SIDDHANT SAILESH HINDOCHA	110000	1.016829	0	0.000000	0	0.000000	1.016829
12	SUBHASH PANDEY	200000	1.848779	0	0.000000	0	0.000000	1.848779
13	VEENA KIRTIJAL SHAH	125000	1.155487	0	0.000000	0	0.000000	1.155487
14	VINOD KUMAR DARAK	110000	1.016829	0	0.000000	0	0.000000	1.016829
15	YARLAGADDA BASAV PURNA	110000	1.016829	0	0.000000	0	0.000000	1.016829
16	YARLAGADDA GOPAL BRAHMA RAO	110000	1.016829	0	0.000000	0	0.000000	1.016829
17	YARLAGADDA MANOJ KUMAR	110000	1.016829	0	0.000000	0	0.000000	1.016829
18	YARLAGADDA RAJA SEKHAR	110000	1.016829	0	0.000000	0	0.000000	1.016829
Total		2700000	24.958522	0	0.000000	0	0.000000	24.958522

for SWADESHI INDUSTRIES & LEASING LTD

V. Gopikrishna

Director / Authorized Signatory

(I)(c)(ii) SWADESHI INDUSTRIES AND LEASING LIMITED

PAC) belonging to the category "Public" and holding more than 5% of the total number of shares of the company

Sr. No.	Name(s) of the shareholder(s) and the Persons Acting in Concert (PAC) with them	Number of shares	Shares as a percentage of total number of shares {i.e., Grand Total (A)+(B)+(C) indicated in Statement at para (I)(a) above}	Details of warrants		Details of convertible securities		Total shares (including underlying shares assuming full conversion of warrants and convertible securities) as a % of diluted share capital
				Number of warrants	As a % total number of warrants of the same class	Number of convertible securities held	% w.r.t total number of convertible securities of the same class	
1	NIL	0		0	0.000000	0	0.000000	0.000000
Total		0		0	0.000000	0	0.000000	0.000000

For SWADESHI INDUSTRIES & LEASING LTD

V. Venkatesh

Director - Finance & Operations

SWADESHI INDUSTRIES AND LEASING LIMITED

a) Statement showing details of locked-in shares

Sr. No.	Name of the shareholder	Number of locked-in shares	Locked-in shares as a (%) percentage of total number of shares (i.e. Grand Total (A)+(B)+(C) indicated in Statement at para (1)(a) above)	Promoter / Promoter Group / Public
1	CHIN INFO TECH PVT LTD	1880850		
2	CHIN INFO TECH PVT LTD	850000	17.386381	Promoter/Promoter Group
3	LALIMA BUILDCON PRIVATE LIMITED	350000	7.857311	Promoter/Promoter Group
4	ANAM PANDEY	200000	3.235363	Promoter/Promoter Group
5	ANJULI V. SARAWGI	200000	1.848779	Public
6	ANTONY LOE SEQUEIRA	90000	1.848779	Public
7	ASHITA SAILESH HINDOCHA	110000	0.831951	Public
8	ATUL SISODIA	80000	1.016829	Public
9	ATUL SISODIA	40000	0.739512	Public
10	CHITRANJAN JAIN	90000	0.369756	Public
11	HARSHIT BIREN GANDHI	100000	0.831951	Public
12	HEENA BIREN GANDHI	100000	0.92439	Public
13	HIREN MANSUKHLAL SHAH	20000	0.92439	Public
14	HIREN MANULAL SHAH	100000	0.184878	Public
15	JAWARILAL LUNIA	90000	0.92439	Public
16	JAYANTILAL BHANWARLAL LUNKAD HUF	90000	0.831951	Public
17	JEAN ANTONY SEQUEIRA	90000	0.831951	Public
18	JYOTI DINESH RAMBHIA	100000	0.831951	Public
19	KANTILAL CHAJED	100000	0.92439	Public
20	KARUNA JAIN	90000	0.92439	Public
21	KAVITA AGARWAL	110000	0.831951	Public
22	KESHAV MALOO HUF	20000	1.016829	Public
23	KIRAN DARAK	110000	0.184878	Public
24	KUSH JAIN	90000	1.016829	Public
25	MADANLAL PALIWAL	400000	0.831951	Public
26	MAHAVEER LUNIA	90000	3.697558	Public
27	MANISHA BRAHMBHATT	90000	0.831951	Public
28	MUKESH AGARWAL	150000	0.831951	Public
29	NITIN AMRATLAL BRAHMBHATT	90000	1.386584	Public
30	PREM ANTONY SEQUEIRA	90000	0.831951	Public
31	RACHIT JAYANTILAL LUNKAD	80000	0.831951	Public
32	RAJIV R. BABBAR	100000	0.739512	Public
33	RAMESH AMRATLAL BRAHMBHATT	90000	0.92439	Public
34	SAILESH JEEVANDAS HINDOCHA	110000	0.831951	Public
35	SAMPATRAJ S. MEHTA	100000	1.016829	Public
36	SAURIN RAJESH SHAH HUF	50000	0.92439	Public
37	SIDDHANT SAILESH HINDOCHA	110000	0.462195	Public
38	SUBHASH PANDEY	200000	1.016829	Public
39	SUNITA SINGHVI	100000	1.848779	Public
40	SURENDRA SHANTILAL SHAH	50000	0.92439	Public
41	VIMLA DEVI LUNIA	90000	0.462195	Public
42	VINOD KUMAR DARAK	110000	0.831951	Public
43	YARLAGADDA BASAV PURNA	110000	1.016829	Public
44	YARLAGADDA GOPAL BRAHMA RAO	110000	1.016829	Public
45	YARLAGADDA MANOJ KUMAR	110000	1.016829	Public
46	YARLAGADDA RAJA SEKHAR	110000	1.016829	Public
Total		7640850	70.631233	

For SWADESHI INDUSTRIES & LEASING LTD.

V. G. Steer

Director / Authorised Signatory


4

C

SWADESHI INDUSTRIES AND LEASING LIMITED
(II)(a) Statement showing details of Depository Receipts (DRs)

Sr. No.	Type of outstanding DR (ADRs, GDRs, SDRs, etc.)	Number of outstanding DRs	Number of shares underlying outstanding DRs	Shares underlying outstanding DRs as a percentage of total number of shares [i.e., Grand Total (A)+(B)+(C) indicated in Statement at para (1)(a) above]
1	Nil	Nil	Nil	Nil
Total		0	0	0

SWADESHI INDUSTRIES & LEASING LTD


Director (Authorized Signatory)

SWADESHI INDUSTRIES AND LEASING LIMITED

(II)(b) Statement showing Holding of Depository Receipts (DRs), where underlying shares held by 'promoter/promoter group' are in excess of 1% of the total number of shares

Sr. No.	Name of the DR Holder	Type of outstanding DR (ADRs, GDRs, SDRs, etc.)	Number of shares underlying outstanding DRs	Shares underlying outstanding DRs as a percentage of total number of shares {i.e., Grand Total (A)+(B)+(C) indicated in Statement at para (I)(a) above}
1	NIL		Nil	Nil
Total			0	0

SWADESHI INDUSTRIES AND LEASING LIMITED

V. G. G. G.

Director