

Ref :

Date :

Date: 7th April 2015

To
Dept. of Corporate Services,
Bombay Stock Exchange Limited,
Phiroze Jeejeebhoy Towers,
Dalal Street, Mumbai – 400 001

Scrip Code: 506863

Dear Sir,

Sub: Clause 35 regarding Quarterly submission of Shareholding Pattern –
Distribution Schedule as on 31.03.2015


With reference to above, we are enclosing herewith the Shareholding pattern as on 31.03.2015.

We request you to take the same on your records and oblige.

Thanking you,


Yours faithfully,

For SWADESHI INDUSTRIES AND LEASING LTD


GOURAV JAIN
Director
DIN -06794973



Encl.: As Above




Introductory sub-table (I)(a)

Name of the Company:		SWADESHI INDUSTRIES & LEASING LTD.	
Scrip Code, Name of the scrip, class of security:		506863	
Quarter ended:		31/03/2015	
Partly paid-up shares:-			
	No. of partly paid-up shares	As a % of total no. of partly paid-up shares	As a % of total no. of shares of the company
Held by promoter/promoter group	0	NIL	0
Held by public	0	NIL	0
Total - D	NIL	NIL	NIL
Outstanding convertible securities:-			
	No. of outstanding securities	As a % of total no. of outstanding convertible securities	As a % of total no. of shares of the company, assuming full conversion of the convertible securities
Held by promoter/promoter group	0	NIL	NIL
Held by public	0	NIL	NIL
Total - E	NIL	NIL	NIL
Warrants:-			
	No. of warrants	As a % of total no. of warrants	As a % of total no. of shares of the company, assuming full conversion of warrants
Held by promoter/promoter group	0	NIL	NIL
Held by public	0	NIL	NIL
Total - F	NIL	NIL	NIL
Total paid-up capital of the company, assuming full conversion of warrants and convertible securities		108179500	



Statement Showing Shareholding Pattern

Category code	Category of Shareholder	Number of Shareholders	Table (I)(a)			Total shareholding as a percentage of total number of shares		Shares Pledged or otherwise encumbered	
			Total number of shares	Number of shares held in dematerialized form	As a percentage of (A+B) ¹	As a percentage of (A+B+C)	Number of shares	As a percentage	
(A)	Shareholding of Promoter and Promoter Group²								
1	Indian								
(a)	Individuals/ Hindu Undivided Family	0	0	0	0.00	0.00	0		
(b)	Central Government/ State Government(s)	0	0	0	0.00	0.00	0		
(c)	Bodies Corporate	2	30808500	30808500	28.48	28.48	0		
(d)	Financial Institutions/ Banks	0	0	0	0.00	0.00	0		
(e)	Any Others(Specify)	0	0	0	0.00	0.00	0		
(e-i)	Other Individuals	0	0	0	0.00	0.00	0		
(e-ii)	Mutual Fund	0	0	0	0.00	0.00	0		
(e-iii)	Body Corp in Concert	0	0	0	0.00	0.00	0		
(e-iv)	Non Government Institutions	0	0	0	0.00	0.00	0		
	Sub Total(A)(1)	2	30808500	30808500	28.48	28.48	0	0.00	0.00
2	Foreign								
a	Individuals (Non-Residents Individuals/ Foreign Individuals)	0	0	0	0.00	0.00	0		
b	Bodies Corporate	0	0	0	0.00	0.00	0		
c	Institutions	0	0	0	0.00	0.00	0		
d	Any Others(Specify)	0	0	0	0.00	0.00	0		
	Sub Total(A)(2)	0	0	0	0.00	0.00	0	0.00	0.00
	Total Shareholding of Promoter and Promoter Group (A)= (A)(1)+(A)(2)	2	30808500	30808500	28.48	28.48	0	0.00	0.00
(B)	Public shareholding								
1	Institutions								
(a)	Mutual Funds/ UTI	0	0	0	0.00	0.00	0		
(b)	Financial Institutions / Banks	1	500	0	0.00	0.00	0		
(c)	Central Government/ State Government(s)	0	0	0	0.00	0.00	0		
(d)	Venture Capital Funds	0	0	0	0.00	0.00	0		
(e)	Insurance Companies	0	0	0	0.00	0.00	0		
(f)	Foreign Institutional Investors	0	0	0	0.00	0.00	0		
(g)	Foreign Venture Capital Investors	0	0	0	0.00	0.00	0		
(h)	Any Other (specify)	0	0	0	0.00	0.00	0		
	Sub-Total (B)(1)	1	500	0	0.00	0.00	0	0.00	0.00



Handwritten signature: S.M.S.

B 2	Non-institutions								
(a)	Bodies Corporate	186	48177634	48098134	44.53	44.53			
(a-i)	Corporate Client Bene	0	0	0	0.00	0.00			
(a-ii)	Corporate client Margin	0	0	0	0.00	0.00			
(a-iii)	Corporate Body (Offer)	0	0	0	0.00	0.00			
(b)	Individuals				0.00	0.00			
I	Individuals -i. Individual shareholders holding nominal share capital up to Rs 1 lakh	4450	6811843	2745843	6.30	6.30			
II	ii. Individual shareholders holding nominal share capital in excess of Rs. 1 lakh.	36	22372873	21872873	20.68	20.68			
(c)	Any Other (specify)	0	0	0	0.00	0.00			
(c-i)	NRI Individuals (Non Rep)	1	1000	1000	0.00	0.00			
(c-ii)	OCB	0	0	0	0.00	0.00			
(c-iii)	Foreign Bodies	0	0	0	0.00	0.00			
(c-iv)	NRI (Repatriation)	5	7150	7150	0.01	0.01			
	Sub-Total (B)(2)	4678	77370500	72725000	71.52	71.52			
(B)	Total Public Shareholding (B)= (B)(1)+(B)(2)	4679	77371000	72725000	71.52	71.52			
	TOTAL (A)+(B)	4681	108179500	103533500	100.00	100.00			
(C)	Shares held by Custodians and against which Depository Receipts have been issued								
(1)	Promoter and Promoter Group	0	0	0	0.00	0.00			
(2)	Public	0	0	0	0.00	0.00			
	GRAND TOTAL (A)+(B)+(C)	4681	108179500	103533500	100	100			0.00



(D)(b) SWADESHI INDUSTRIES & LEASING LTD.
category "Promoter and Promoter Group"


No.	Name of the shareholder	Pan No.	Details of Shares held		Encumbered shares (*)			Details of warrants		Details of convertible securities		Total shares (including underlying shares assuming full conversion of warrants and convertible securities) as a % of diluted share capital
			Number of shares held	As a % of grand total (A) +(B) +(C)	No.	As a percentage	As a % of grand total (A)+(B)+(C) of sub-clause (D)(a)	Number of warrants held	As a % total number of warrants of the same class	Number of convertible securities held	As a % total number of convertible securities of the same class	
			(IV)	(V)	(VI)	(VII)=(VI)/(IV)*100	(VIII)	(IX)	(X)	(XI)	(XII)	(XIII)
1	CHIN INFO TECH PVT LTD	AADCC6173C	27308500	25.243692	0	0.00	0.000000	0	0.000000	0	0.000000	25.243692
2	LALIMA BUILDCON PVT LTD	AACCL0144R	3500000	3.235363	0	0.00	0.000000	0	0.000000	0	0.000000	3.235363
Total			30808500	28.479055	0	0.00	0.000000	0	0.000000	0	0.000000	28.479055



(D)(c)(i) SWADESHI INDUSTRIES & LEASING LTD.

category "Public" and holding more than 1% of the total number of shares

Sr. No.	Name of the shareholder	Pan No.	Number of shares held	Shares as a percentage of total number of shares {i.e., Grand Total (A)+(B)+(C) indicated in Statement at	Details of warrants		Details of convertible securities		Total shares (including underlying shares assuming full conversion of warrants and convertible securities) as a % of diluted share capital
					Number of warrants held	As a % total number of warrants of the same class	Number of convertible securities held	% w.r.t total number of convertible securities of	
1	ARCADIA SHARE & STOCK BROKERS PVT LTI	AAACA4562G	1645860	1.521416	0	0.000000	0	0.000000	1.521416
2	GANNAYAK BARTER PRIVATE LIMITED	AADCG2777N	1978000	1.828443	0	0.000000	0	0.000000	1.828443
3	NAVDURGA INVESTMENT CONSULTANTS PR	AACCN9567A	1106530	1.022865	0	0.000000	0	0.000000	1.022865
4	FRESH TREXIM PVT LTD	AACCF3956H	5038381	4.657427	0	0.000000	0	0.000000	4.657427
5	BODKIN MERCHANTS PVT LTD	AAFBCB9190A	1260043	1.164771	0	0.000000	0	0.000000	1.164771
6	NEXTGEN RETAIL PRIVATE LIMITED	AACCN9006G	4740007	4.381613	0	0.000000	0	0.000000	4.381613
7	SHIVPUTRA DISTRIBUTORS PRIVATE LIMITED	AAQCS7753P	3332257	3.080304	0	0.000000	0	0.000000	3.080304
8	PEARLTREE BUILDERS PRIVATE LIMITED	AAGCP5205M	2647450	2.447275	0	0.000000	0	0.000000	2.447275
9	FLORIN CONSULTANCY PVT LTD	AACCF2801K	3436634	3.176789	0	0.000000	0	0.000000	3.176789
10	TOPWELL PROPERTIES PRIVATE LIMITED	AADCT8403C	2105550	1.946348	0	0.000000	0	0.000000	1.946348
11	SHIVKHORI CONSTRUCTION PRIVATE LIMITED	AAPCS7850L	1088250	1.005967	0	0.000000	0	0.000000	1.005967
12	SHANTILAL KAWAR	AAHFV1838J	3742050	3.459112	0	0.000000	0	0.000000	3.459112
Total	Jointly With DILIP MOTILALJI CHORDIA		32121012	29.69233	0	0.000000	0	0.000000	29.692330



(D)(c)(ii) SWADESHI INDUSTRIES & LEASING LTD.
PAC) belonging to the category "Public" and holding more than 5% of the total number of shares of the company

Sr. No.	Name(s) of the shareholder(s) and the Persons Acting in Concert (PAC) with them	Pan No.	Number of shares	Shares as a percentage of total number of shares {i.e., Grand Total (A)+(B)+(C) indicated in Statement at para (D)(a) above}	Details of warrants			Details of convertible securities		Total shares (including underlying shares assuming full conversion of warrants and convertible securities) as a % of diluted share capital
					Number of warrants	As a % total number of warrants of the same class	Number of convertible securities held	% w.r.t total number of convertible securities of the same class		
1	NIL		0	0.000000	0	0.000000	0	0.000000	0.000000	
Total			0	0.000000	0	0.000000	0	0.000000	0.000000	



SWADESHI INDUSTRIES & LEASING LTD.

(I)(d) Statement showing details of locked-in shares

Sr. No.	Name of the shareholder	Pan No.	Number of locked-in shares	Locked-in shares as a (%) percentage of total number of shares {i.e., Grand Total (A)+(B)+(C) indicated in Statement at para (I)(a) above}	Promoter / Promoter Group / Public
1	CHIN INFO TECH PVT LTD	AADCC6173C	8500000	7.857311	Promoter/Promoter Group
Total			8500000	7.857311	



SWADESHI INDUSTRIES & LEASING LTD.

(II)(a) Statement showing details of Depository Receipts (DRs)

Sr. No.	Type of outstanding DR (ADRs, GDRs, SDRs, etc.)	Number of outstanding DRs	Number of shares underlying outstanding DRs	Shares underlying outstanding DRs as a percentage of total number of shares {i.e., Grand Total (A)+(B)+(C) indicated in Statement at para (I)(a) above}
1	NIL	Nil	Nil	Nil
Total		0	0	0



Sr.No Notes

1	
2	
3	
4	
5	
6	
7	
8	
9	

